













3-Circuit / 1-Neutral, 120 V

(When ordering track, be sure to select: 1) TRACK LENGTHS (See separate Spec Sheet), 2) ACCESSORIES and 3) SUSPENSION PARTS)

	DESCRIPTION	COLOR	PART NUMBER								
			PULSE XTSC, 3-CIRCUIT/ 1-NEUTRAL 120V								
	Live end feed (includes [1] dead end)	Grey Black White	XTSC 611-1 XTSC 611-2 XTSC 611-3								
	Live center feed (includes [2] dead ends)	Grey Black White	XTSC 614-1 XTSC 614-2 XTSC 614-3								
	Linear coupler	Grey Black White	XTSC 621-1 XTSC 621-2 XTSC 621-3								
	L-feed (includes (2) dead ends)	Grey Black White	<table border="1"> <thead> <tr> <th>INSIDE POLARITY</th> <th>OUTSIDE POLARITY</th> </tr> </thead> <tbody> <tr> <td>634-1</td> <td>635-1</td> </tr> <tr> <td>634-2</td> <td>635-2</td> </tr> <tr> <td>634-3</td> <td>635-3</td> </tr> </tbody> </table>	INSIDE POLARITY	OUTSIDE POLARITY	634-1	635-1	634-2	635-2	634-3	635-3
INSIDE POLARITY	OUTSIDE POLARITY										
634-1	635-1										
634-2	635-2										
634-3	635-3										
	T-feed left (includes [3] dead ends)	Grey Black White	<table border="1"> <thead> <tr> <th>LEFT INSIDE</th> <th>LEFT OUTSIDE</th> </tr> </thead> <tbody> <tr> <td>XTCS 640-1</td> <td>XTCS 636-1</td> </tr> <tr> <td>XTCS 640-2</td> <td>XTCS 636-2</td> </tr> <tr> <td>XTCS 640-3</td> <td>XTCS 636-3</td> </tr> </tbody> </table>	LEFT INSIDE	LEFT OUTSIDE	XTCS 640-1	XTCS 636-1	XTCS 640-2	XTCS 636-2	XTCS 640-3	XTCS 636-3
LEFT INSIDE	LEFT OUTSIDE										
XTCS 640-1	XTCS 636-1										
XTCS 640-2	XTCS 636-2										
XTCS 640-3	XTCS 636-3										
	T-feed right (includes [3] dead ends)	Grey Black White	<table border="1"> <thead> <tr> <th>RIGHT INSIDE</th> <th>RIGHT OUTSIDE</th> </tr> </thead> <tbody> <tr> <td>XTCS 637-1</td> <td>XTCS 639-1</td> </tr> <tr> <td>XTCS 637-2</td> <td>XTCS 639-2</td> </tr> <tr> <td>XTCS 637-3</td> <td>XTCS 639-3</td> </tr> </tbody> </table>	RIGHT INSIDE	RIGHT OUTSIDE	XTCS 637-1	XTCS 639-1	XTCS 637-2	XTCS 639-2	XTCS 637-3	XTCS 639-3
RIGHT INSIDE	RIGHT OUTSIDE										
XTCS 637-1	XTCS 639-1										
XTCS 637-2	XTCS 639-2										
XTCS 637-3	XTCS 639-3										
	X-feed (includes [4] dead ends)	Grey Black White	XTSC 638-1 XTSC 638-2 XTSC 638-3								
	Dead End	Grey Black White	XTS 41-1 XTS 41-2 XTS 41-3								
	Outlet Box cover	Grey Black White	GES 15-1 GES 15-2 GES 15-3								
	Cutting tool	N/A	XTSV 12								





3-Circuit / 1-Neutral, 120 V

(When ordering track, be sure to select: 1) TRACK LENGTHS (See separate Spec Sheet), 2) ACCESSORIES and 3) SUSPENSION PARTS)






PART NUMBER

DESCRIPTION	COLOR	PULSE XTSC, 3-CIRCUIT/ 1-NEUTRAL 120V
-------------	-------	---------------------------------------

Adapters (If needed, supplied with Zumtobel fixtures)

	Track adapter – Max 10 lbs	Grey Black White	GAC 69-1 GAC 69-2 GAC 69-3
	Track adapter – Max 20 lbs	Grey Black White	GAC 600-1 GAC 600-2 GAC 600-3
	Nipple Rotating	1/2" 1/3"	XTSA 61 / 12-9 (12mm) XTSA 57 / 8-9 (8mm)
	Stain Relief	Black White	XTSA 510-2 XTSA 510-3

Suspension Parts¹









	Stem and canopy kit, 3/8" X 12" length	Black White	SPUS 12-2 SPUS 12-3												
	Stem and canopy kit, 3/8" X 18" length	Black White	SPUS 18-2 SPUS 18-3												
	Stem and canopy kit, 3/8" X 24" length	Black White	SPUS 24-2 SPUS 24-3												
	Stem and canopy kit, 3/8" X 48" length	Black White	SPUS 48-2 SPUS 48-3												
	Universal stem suspension point	Black White	SP4P-2 SP4P-3												
	End feed stem suspension point	Black White	SP4E-2 SP4E-3												
	Threaded rod mount	Grey Black White	<table border="1"> <thead> <tr> <th>MOUNTING CLIP</th> <th>CEILING CUP</th> <th>THREADED ROD</th> </tr> </thead> <tbody> <tr> <td>SKB 12/10-1</td> <td></td> <td>SKB 31</td> </tr> <tr> <td>SKB 12/10-2</td> <td>SKB30-2</td> <td></td> </tr> <tr> <td>SKB 12/10-3</td> <td>SKB30-3</td> <td></td> </tr> </tbody> </table>	MOUNTING CLIP	CEILING CUP	THREADED ROD	SKB 12/10-1		SKB 31	SKB 12/10-2	SKB30-2		SKB 12/10-3	SKB30-3	
MOUNTING CLIP	CEILING CUP	THREADED ROD													
SKB 12/10-1		SKB 31													
SKB 12/10-2	SKB30-2														
SKB 12/10-3	SKB30-3														
	Cable mount	Grey Black White	<table border="1"> <thead> <tr> <th>CABLE (SKB 34) AVAILABLE IN:</th> <th>CEILING CUP</th> <th>MOUNTING CLIP</th> </tr> </thead> <tbody> <tr> <td>5'</td> <td></td> <td>SKB 12-1</td> </tr> <tr> <td>9'</td> <td>SKB 30-2</td> <td>SKB 12-2</td> </tr> <tr> <td>15'</td> <td>SKB 30-3</td> <td>SKB 12-3</td> </tr> </tbody> </table>	CABLE (SKB 34) AVAILABLE IN:	CEILING CUP	MOUNTING CLIP	5'		SKB 12-1	9'	SKB 30-2	SKB 12-2	15'	SKB 30-3	SKB 12-3
CABLE (SKB 34) AVAILABLE IN:	CEILING CUP	MOUNTING CLIP													
5'		SKB 12-1													
9'	SKB 30-2	SKB 12-2													
15'	SKB 30-3	SKB 12-3													

¹ A minimum of 2 suspension points per track length are required, with at least 1 suspension point every 4' of track length.

3-Circuit / 1-Neutral, 120 V

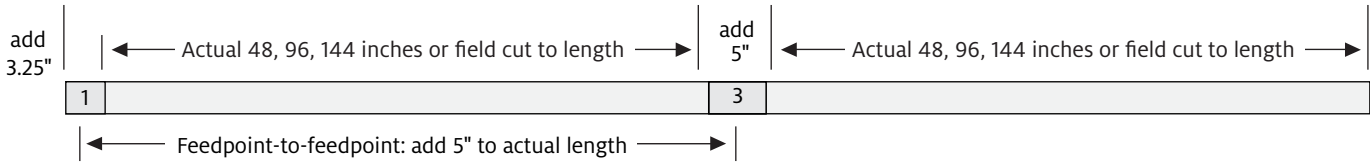
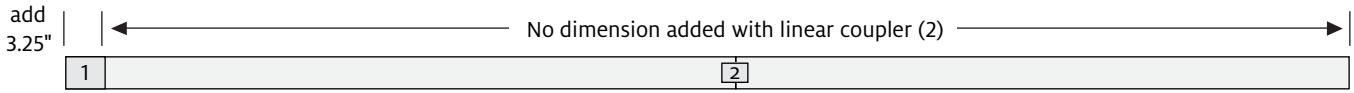
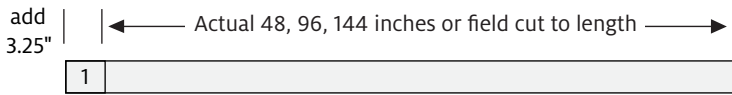
(When ordering track, be sure to select: 1) TRACK LENGTHS (See separate Spec Sheet), 2) ACCESSORIES and 3) SUSPENSION PARTS)

PART NUMBER

	DESCRIPTION	COLOR	PULSE XTSC, 3-CIRCUIT/ 1-NEUTRAL 120V
	Recessed T grid clip	Black White	SKBK 12-2 SKBK 12-3
	Standard T grid clip	Black White	SKBT 12-2 SKBT 12-3
	Standard track clip	Grey Black White	SKB 12-1 SKB 12-2 SKB 12-3
	Standard track clip SKB	Grey Black White	SKB 10-1 SKB 10-2 SKB 10-3
	Track mounting clip For M6 or 1/4" – 20 UNC rod	Grey Black White	THREAD: M6 1/4" -20 UNC FMAX 150N SKB 11R-1UL (-1) SKB 11R-2UL (-2) SKB 11R-3UL (-3)
	Track mounting clip for DIA 1.5 mm wire	Grey Black White	FMAX 150N SKB 11WL-1 SKB 11WL-2 SKB 11WL-3
	SKB-16 (suspension bracket)	Grey Black White	FOR LOOPED AIRCRAFT CABLE SKB 16-1 SKB 16-2 SKB 16-3
	SKB-18 (extended suspension bracket)	Grey Black White	FOR LOOPED AIRCRAFT CABLE SKB 18-1 SKB 18-2 SKB 18-3

Pulse XTSC 3 Circuit / 1-Neutral, 120 V – Configurations and Dimensions

HTEK track is polarized and is manufactured with identifying ridges (red line on diagrams). Refer to these diagrams to ensure proper connector selection.



1 | **Live End Feed**
XTSC-611



2 | **Linear Coupler**
XTSC-621



3 | **Live Middle Feed**
XTSC 614



4 | **L-Connector**
XTSC 634 OR 635



5 | **TConnector**
XTSC 638XTSC 636, 637,



| **X-Connector**
XTSC 638

